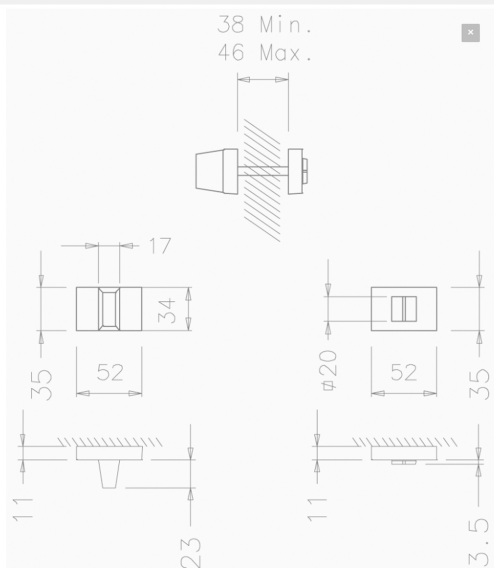




## TWCL(finish) TUPAI<sup>®</sup> RAPIDO WC TURN AND RELEASE

|                       |  |                      |               |
|-----------------------|--|----------------------|---------------|
| Product Code          | TWCL(finish)   |                      |               |
| Product Name          | Tupai <sup>®</sup> Rapido WC Turn & Release  |                      |               |
| Product Description   | WC Turn & Release on Long Rose *FOR USE WITH ADBCE*  |                      |               |
| Product Base Material | Zamak  |                      |               |
| Available Finishes    | Pearl Black (MB)   | Polished Chrome (PC) |               |
|                       | Pearl Nickel (PL)  | Satin Chrome (SC)    | Titanium (TT) |
| Other Information     | <p>To be cleaned using a soft damp cloth. Chemicals, solvents or abrasives will damage the applied finish. Supplied with 2x Bolt through Fixing, Wood Screws, 4mm x 4mm x 100mm Split Spindle, 1x Loctite coated Grub Screws &amp; Allen Key. Spindle Reducer included for compatibility with 5mm standard spindle holes. Bolt through Fixing and Grub Screws must be used.</p> <p>10 Year Mechanical Guarantee subject to fitting requirements.</p> |                      |               |
| Matching Key Esc:     | TESCKL(finish)   |                      |               |
| Matching Euro Esc:    | TESCES(finish)   |                      |               |

### Dimensions



### Product Image



Finish Photographed:  
Satin Chrome (SC)

### Care of Finish

In the unusual event of this product failing mechanically, we will replace it free of charge, providing you can supply us with the faulty product and a receipt to show proof of purchase. If the items are not fitted in accordance with the fitting instructions, in a correct application, this may not apply.

Products have an applied finish, and we do recommend regular cleaning with a soft cloth. If necessary, you may moisten the cloth, with water. If this is not effective in removing accumulated deposits, try using a PH-neutral soap on a soft cloth, then remove the soap immediately after application, with the help of a clean, moist, soft cloth. Under no circumstances should you use an abrasive/hard tool, chemical, acidic or abrasive substance to clean these products. This will break down the applied finish. The finish may chip or scratch if subjected to impact from sharp items such as keys and jewellery. Atlantic UK retains the right to send items away for chemical testing to analyse if the product has come into contact with any abrasive or chemical substance before issuing replacements.

Please be aware that in environments where there are high concentrations of chemicals in the air, for example from the use of low-quality paint or corrosive agents, corrosion and damage may occur to the surface of the product. Products should therefore not be fitted in such environments, until the high concentration of chemicals in the air has subsided.

*the finish matters*